




Acro Plus

ACRO NEMA PHOTOCELLS

Engineered for today's
demanding applications.



Accuracy





The Acro NEMA Dusk to Dawn photocell utilises a filtered silicon based ambient light sensor and microprocessor control running advanced algorithms that more accurately determine calculated midnight and part night switching. This combination provides the best energy savings and reliable operation.

Quality

Engineered and assembled in the EU, with a 15 year design life using only name brand components and high quality materials. The Acro series photocells are renowned in the industry for their unparalleled quality and reliability.

Features & Benefits

- Advanced electronic circuitry ensuring reliability and longevity.
- Designed to meet the needs of LED fixtures while still maintaining proven reliability for more traditional technologies.
- Energy efficient design with a average power consumption <0.25 watts
- IP65 rated UV stabilised polycarbonate housing. IP67 sealing available upon request.
- Low Profile enclosure.
- A full electrical and 48 hour operational burn-in test is performed on every unit before leaving the factory.
- ROHS compliant.
- Colour option available: blue, green, black, red and clear.



Technical Specifications

General	
Dimensions	86.3 Ø x 53.34 mm H 3.4" Ø x 2.1" H
Receptacle Compatibility	ANSI C136.10 / ANSI C136.41
Warranty	10 Year Standard

Power	
Mains Supply	105 - 135 Volts AC - 50/60 Hz.
Power Supply Consumption	Less than 0.25 Watts
Maximum Load Current (A)	10 Amps
Load Rating	1800 VA Ballast / 1000 Watts
Surge Protection	132J standard 320J optional

Environmental	
Operating Temperature	-20° C to +70° C -4° F to +158° F
Enclosure Protection	IP65 when installed. IP67 available on request.
Standards Compliance	Environmental RoHS, EN55015, EN61547, EN6100-3-2, EN6100 -3-3 ETL UK 773, CSA 22.2, IS EN ISO 9002: 2015, ANSI C136.10

Switching	
Switch "On" Light Level	10 to 200 Lux - 1 18.5 fc ± 0.025
Switching Ratio	1:0.5 to 1:1.5
Ambient Light sensor	Colour corrected photodiode + amplifier
Switching Time Delay	25 seconds or as specified
Switching Options	Dusk to Dawn Part night option available